

STONWORKS®

HAND-MADE STONE


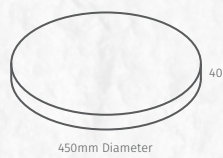
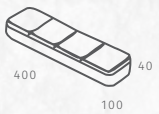
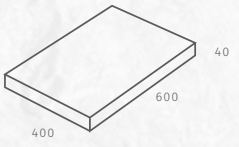
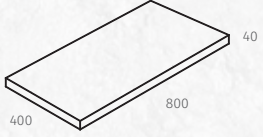
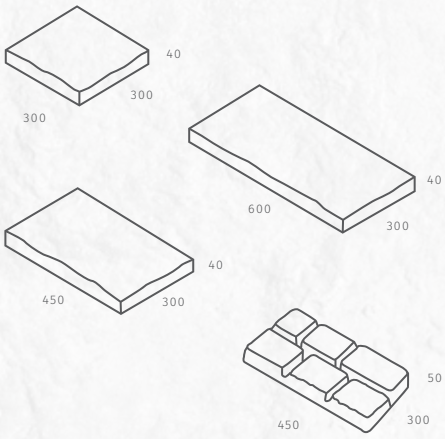
PRICE LIST

EFFECTIVE MARCH 2024



RETAIL PRICE LIST

Effective 1st
March 2024

Product	Product Name	Colour	Size (mm)	Units per Pallet
	Abode	Charcoal	450x450x40	60
	Abode Bullnose (450mm Deep) (Made to Order)*	Iced Coffee Linen Steel	450x450x40	60
	Abode Circle	Charcoal Iced Coffee Linen Steel	450 Diam x 40	60
	Antique Cobble Strip	Bluestone	400x100x40	351
	Aspenstone	Bluestone	600x400x40	60
	Aspenstone Bullnose (400mm Deep) (Made to Order)*	Buttermilk Cappuccino Vanilla	600x400x40	60
	Balistone	Batur Kuta Lovina Sanur	800x400x40	45
	Bradstone Old Town 300		300x300x40	156
	Bradstone Old Town 450		450x300x40	104
	Bradstone Old Town 600		600x300x40	78
	Bradstone Old Town Bullnose (310mm Deep) (Made to Order)*	Brunswick Gironde Grey Green	450x310x40	90
	Bradstone Old Town Random 12m2 pack		Varies	30 of each size
	Bradstone Old Town Random 6m2 pack		Varies	16 of each size
	Bradstone Cobble		450x300x50	80

* MTO Bullnose: it's always best to order body and bullnose pavers together and request them to be Made to Order so we can provide a good colour match from similar batches - allow up to 2 weeks for despatch of body and bullnose together. Urgent orders can be supplied from current bullnose stock with next day delivery (we will generally have a small amount of bullnose stock ready to go for jobs where colour matching is not crucial) but we cannot guarantee colour matching to body pavers when using existing bullnose stock as we may not have body pavers made from consecutive or similar batches. Different production dates can lead to significant and noticeable differences in colour due to slight variations in raw materials & conditions between batches.

		Delivered Prices Brisbane/Gold Coast		Delivered Prices Sunshine Coast & Scenic Rim	
		Deliveries under 2 full pallets incur additional \$132.00 fee inc GST		Deliveries under 2 full pallets incur additional \$132.00 fee inc GST	
Units per metre	Avg Weight (KG)	Price per piece	Price per Metre (approx)	Price per piece	Price per Metre (approx)
4.94/m2	19.10	\$15.00	\$74.10/m2	\$15.36	\$75.88/m2
2.22/lm	19.10	\$19.59	\$43.49/lm	\$19.94	\$44.27/lm
-	16.05	\$14.90	N/A	\$15.20	N/A
2.5/lm	3.6	\$9.65	\$24.13/lm	\$9.72	\$24.30/lm
4.16/m2	22.10	\$17.82	\$74.14/m2	\$18.23	\$75.84/m2
1.66/lm	22.10	\$26.06	\$43.26/lm	\$26.47	\$43.95/lm
3.13/m2	30.40	\$25.39	\$79.48/m2	\$25.95	\$81.23/m2
11/m2	7.40	\$8.69	\$95.59/m2	\$8.83	\$97.13/m2
7.41/m2	10.90	\$12.61	\$93.45/m2	\$12.82	\$95.00/m2
5.5/m2	14.80	\$16.83	\$92.57/m2	\$17.10	\$94.05/m2
2.22/lm	11.00	\$15.35	\$34.08/lm	\$15.55	\$34.53/lm
-	993.00	\$1037.37/pack	\$86.11/m2	\$1,055.70	\$87.63/m2
-	529.60	\$553.91/pack	\$92.51/m2	\$563.69	\$94.14/m2
-	14.40	\$12.16	\$90.11/m2	\$12.43	\$92.11/m2

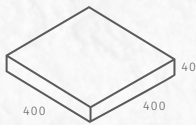
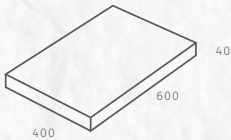
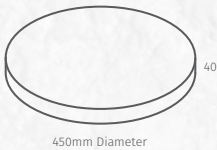

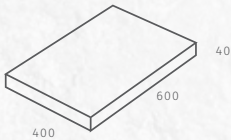
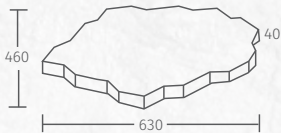
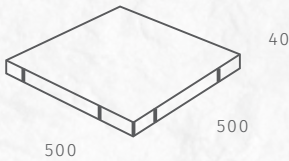
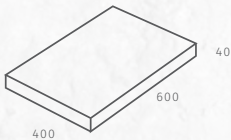


All Stoneworks Pavers are inherently Salt Resistant under Australian Standards (conforming to AS/NZ 4455.2 Section 2.7 and tested under AS/NZS 4456.10) and suitable for use around salt water pools if sealed with a suitable sealer such as Environex Synergy (or similar) for extra protection.

Effective From 1 March 2024
Prices Shown are INCLUSIVE of GST
All prices subject to change without notice

RETAIL PRICE LIST

Effective 1st
March 2024

Product	Product Name	Colour	Size (mm)	Units per Pallet
	Centurystone	Cream Dolomite	400x400x40	108
	Centurystone Bullnose (400mm Deep) (Made to Order)*	Noosa Sands Storm	400x400x40	108
	Centurystone 600	Cream Dolomite Noosa Sands Storm	600x400x40	60
	Coralstone Circle	Midnight Shark Whitsundays	450 Diam x40	60
	Coralstone 450	Midnight Shark Whitsundays	450x450x40	60
	Coralstone 600	Midnight Shark Whitsundays	600x400x40	60
	Romanstone	Cream Dolomite Noosa Sands Storm	Irregular Hexagon Max Length 630mm Max Width 460mm 40mm Thick	60
	Travertine		500x500x40	48
	Travertine Square Edge Coping Edge Coper	Chalk Silver Smoke Bluestone	500x500x40	48
	Travertine Bullnose (500mm Deep) (Made to Order)*		500x500x40	48
	Travertine 600	Chalk Silver Smoke Bluestone	600x400x40	60

* MTO Bullnose: it's always best to order body and bullnose pavers together and request them to be Made to Order so we can provide a good colour match from similar batches - allow up to 2 weeks for despatch of body and bullnose together. Urgent orders can be supplied from current bullnose stock with next day delivery (we will generally have a small amount of bullnose stock ready to go for jobs where colour matching is not crucial) but we cannot guarantee colour matching to body pavers when using existing bullnose stock as we may not have body pavers made from consecutive or similar batches. Different production dates can lead to significant and noticeable differences in colour due to slight variations in raw materials & conditions between batches.

		Delivered Prices Brisbane/Gold Coast		Delivered Prices Sunshine Coast & Scenic Rim	
		Deliveries under 2 full pallets incur additional \$132.00 fee inc GST		Deliveries under 2 full pallets incur additional \$132.00 fee inc GST	
Units per metre	Avg Weight (KG)	Price per piece	Price per Metre (approx)	Price per piece	Price per Metre (approx)
6.25/m2	14.50	\$11.05	\$69.07/m2	\$11.32	\$70.75/m2
2.5/lm	14.50	\$17.29	\$43.23/lm	\$17.56	\$43.90/lm
4.16/m2	22.20	\$16.98	\$70.64/m2	\$17.37	\$72.26/m2
N/A	16.05	\$20.53	N/A	\$20.83	N/A
4.94/m2	19.10	\$20.14	\$99.50/m2	\$20.49	\$101.23/m2
4.16/m2	22.10	\$23.88	\$99.35/m2	\$24.29	\$101.05/m2
5.3/m2	16.55	\$14.55	\$77.12/m2	\$14.86	\$78.76/m2
4/m2	22.70	\$19.12	\$76.48/m2	\$19.54	\$78.16/m2
2/lm	22.70	\$19.12	\$38.24/lm	\$19.54	\$39.08/lm
2/lm	22.70	\$21.85	\$43.70/lm	\$22.26	\$44.52/lm
4.16/m2	21.90	\$18.39	\$76.51/m2	\$18.79	\$78.17/m2



All Stoneworks Pavers are inherently Salt Resistant under Australian Standards (conforming to AS/NZ 4455.2 Section 2.7 and tested under AS/NZS 4456.10) and suitable for use around salt water pools if sealed with a suitable sealer such as Environex Synergy (or similar) for extra protection.

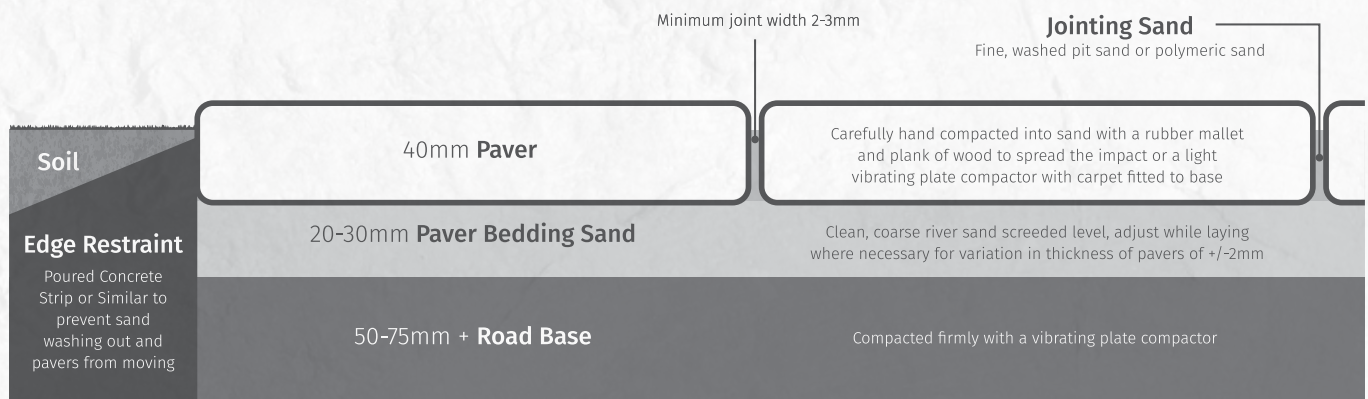
Effective From 1 March 2024
Prices Shown are INCLUSIVE of GST
All prices subject to change without notice

LAYING PAVERS – QUICK GUIDE

For full guide, go to www.stoneworkspavers.com.au/howto

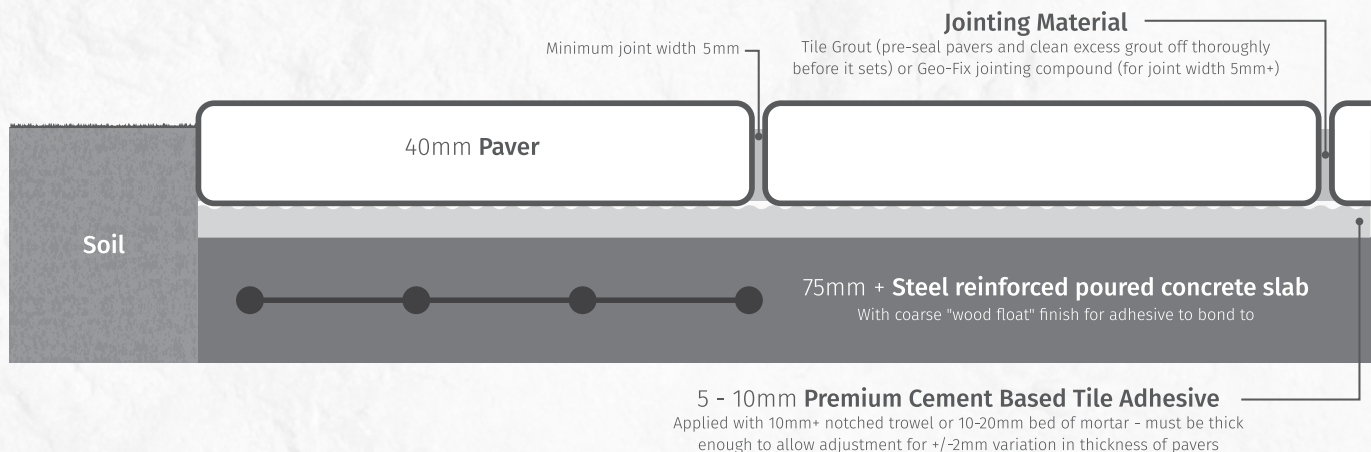
FLEXIBLE PAVEMENT METHOD

Suitable for pedestrian traffic only



RIGID PAVEMENT METHOD

Suitable for pedestrian and domestic light vehicle traffic only



INSTALLING & CARING FOR PAVERS

- As with all masonry and stone products, if you have multiple pallets of Stoneworks pavers, blend them from a variety of pallets as you lay, as colours will generally vary a little from pallet to pallet.
- Leave pavers wrapped and as dry as possible until just before laying. After wrap is removed, ensure paver surfaces are evenly exposed to the air, do not leave them 'starstacked' around the site for long periods before laying as the concrete hydration process may cause exposed corners to visibly lighten in comparison to covered sections.
- Sweep regularly with a stiff-bristled broom to keep pavers free of debris. Leaf and timber stains can easily be removed with Environex Maestro, household bleach or pool chlorine mixed 1:10 with water. Just soak and rinse - this will not damage your pavers.
- For maximum protection we suggest pavers are sealed after installation with a penetrating sealer (such as Environex Synergy or Environex Tuscan TSL).
- Do not use Crusher/Cracker Dust as a bedding layer as it contains minerals that permeate through the paver and seriously stain the surface and holds moisture which promotes efflorescence.
- Efflorescence is a white haze or powdery salt crystals that naturally form on the surface of concrete pavers when curing or from minerals in the substrate migrating to the paver surface. Try removing it with a light duty scouring pad and clean water.
- The use of acid and chemically-based cleaning agents can permanently damage the paver surface if used incorrectly so always consult a professional and test on a sample or inconspicuous area first.
- Order all pavers (and Bullnose) in one batch to reduce risk of colour variation between batches.

Your local Stoneworks® distributor



ABODE®



ASPENSTONE®



BRADSTONE® OLD TOWN



CENTURYSTONE®



CORALSTONE®



ROMANSTONE®



TRAVERTINE®

STONEWORKS®

HAND-MADE STONE

To locate your nearest Stoneworks® distributor or to learn more about our products contact National Masonry:

Brisbane (07) 3271 9292 | **Gold Coast** (07) 5552 3300
Newcastle (02) 4088 1888 | **Melbourne** (03) 9361 6400

or visit our website at www.stoneworkspavers.com.au

Colour variations occur from batch to batch. Images shown are indicative only and should not be used for final selection. Products ordered should be chosen from actual samples current at the time of order. Samples, brochures and displays should be viewed as a guide only. Customers should ensure all delivered products are acceptable, and any concerns about products are made prior to laying. All prices are subject to availability and can be withdrawn or varied without notice. © Copyright National Masonry Pty Ltd – all rights reserved 2013-2023. Bradstone® is a registered trademark of Bradstone® International, used under licence by National Masonry®. Geo-Fix is a registered trademark of Cairn Holdings (UK) Limited, used under licence by National Masonry®. Abode, Antique, Aspenstone, Centurystone, Coast, Travertine, the National Masonry® logo, www.nationalmasonry.com.au and www.stoneworkspavers.com.au are trademarks or registered trademarks of National Masonry®. If these and other National Masonry Pty Ltd trade marked terms are marked on their first occurrence in this information with a trade mark symbol (® or ™), these symbols indicate Australian registered or common law trade marks owned by National Masonry® Pty Ltd at the time this information was published. Such trade marks may also be registered or common law trade marks in other countries. Other product, company or service names may be trade marks or service marks of others. National Masonry Pty Ltd ABN 94 155 064 136. Correct as at 1/3/2024.