



# STONENWORKS®

HAND-MADE STONE

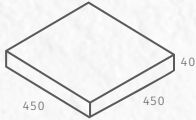
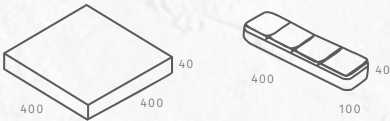
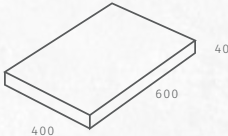
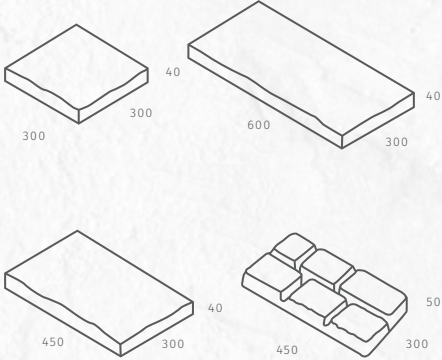
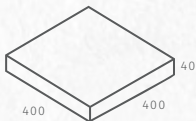
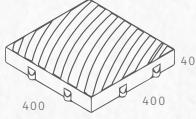
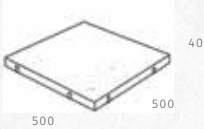
## PRICE LIST

EFFECTIVE MARCH 2023



# RETAIL PRICE LIST

Effective 1st  
March 2023

Product	Product Name	Colour	Size (mm)	Units per Pallet
	<b>Abode</b>		450x450x40	60
	<b>Abode Bullnose</b> (400mm Deep) (Made to Order)*	Charcoal		
	<b>Abode Bullnose</b> (450mm Deep) (Made to Order)*	Iced Coffee Linen Steel	450x400x40 450x450x40	60 60
	<b>Antique Cobble Strip</b>	Bluestone	400x100x40	351
	<b>Antique</b>		400x400x40	108
	<b>Antique Bullnose</b> (400mm Deep) (Made to Order)*	Bluestone Cyprus	400x400x40	108
	<b>Aspenstone</b>	Bluestone	600x400x40	60
	<b>Aspenstone Bullnose</b> (400mm Deep) (Made to Order)*	Buttermilk Cappuccino Vanilla	600x400x40	60
	<b>Bradstone Old Town 300</b>		300x300x40	156
	<b>Bradstone Old Town 450</b>		450x300x40	104
	<b>Bradstone Old Town 600</b>		600x300x40	78
	<b>Bradstone Old Town Bullnose</b> (310mm Deep) (Made to Order)*	Brunswick Gironde	450x310x40	90
	<b>Bradstone Old Town Random</b> 12m2 pack	Grey Green	Varies	30 of each size
	<b>Bradstone Old Town Random</b> 6m2 pack		Varies	16 of each size
	<b>Bradstone Cobble</b>		450x300x50	80
	<b>Centurystone</b>	Cream Noosa Sands	400x400x40	108
	<b>Centurystone Bullnose</b> (400mm Deep) (Made to Order)*	Dolomite Storm	400x400x40	108
	<b>Coast</b>		400x400x40	108
	<b>Coast Bullnose</b> (400mm Deep) (Made to Order)*	Driftwood Shell	400x400x40	108
	<b>Geo-Fix Paving Joint Mortar</b>	-	10kg bucket	64
	<b>Travertine</b>		500x500x40	48
	<b>Travertine Square Edge Coper</b> (Made to Order)*	Bluestone Chalk	500x400x40	48
	<b>Travertine Bullnose</b> (400mm Deep) (Made to Order)*	Silver Smoke	500x400x40	48
	<b>Travertine Bullnose</b> (500mm Deep) (Made to Order)*		500x500x40	48

\* MTO Bullnose: it's always best to order body and bullnose pavers together and request them to be Made to Order so we can provide a good colour match from similar batches - allow up to 2 weeks for despatch of body and bullnose together. Urgent orders can be supplied from current bullnose stock with next day delivery (we will generally have a small amount of bullnose stock ready to go for jobs where colour matching is not crucial) but we cannot guarantee colour matching to body pavers when using existing bullnose stock as we may not have body pavers made from consecutive or similar batches. Different production dates can lead to significant and noticeable differences in colour due to slight variations in raw materials & conditions between batches.

		Delivered Prices Brisbane/Gold Coast		Delivered Prices Sunshine Coast & Scenic Rim	
		Deliveries under 2 full pallets incur additional <b>\$132.00</b> fee inc GST		Deliveries under 3 full pallets incur additional <b>\$181.50</b> fee inc GST	
Units per metre	Avg Weight (KG)	Price per piece	Price per Metre (approx)	Price per piece	Price per Metre (approx)
4.94/m2	19.10	\$14.59	\$72.08 /m2	\$14.94	\$73.81 /m2
2.22/lm	15.75	\$18.93	\$42.03 /lm	\$19.22	\$42.67 /lm
2.22/lm	19.10	\$19.04	\$42.27 /lm	\$19.39	\$43.05 /lm
2.5/lm	3.60	\$9.38	\$23.45 /lm	\$9.44	\$23.60 /lm
6.25/m2	15.20	\$10.97	\$68.57 /m2	\$11.25	\$70.32 /m2
2.5/lm	15.20	\$16.83	\$42.08 /lm	\$17.11	\$42.78 /lm
4.16/m2	22.10	\$17.33	\$72.10 /m2	\$17.73	\$73.76 /m2
1.66/lm	22.10	\$25.32	\$42.04 /lm	\$25.73	\$42.72 /lm
11/m2	7.40	\$8.45	\$92.95/m2	\$8.59	\$94.49 /m2
7.41/m2	10.90	\$12.26	\$90.85/m2	\$12.46	\$92.33 /m2
5.5/m2	14.80	\$16.35	\$89.93/m2	\$16.63	\$91.47 /m2
2.22/lm	11.00	\$14.91	\$33.11 /lm	\$15.11	\$33.55 /lm
N/A	993.00	\$1,008.13	\$84.02/m2	\$1,026.46	\$85.54 /m2
N/A	529.60	\$538.30	\$89.72/m2	\$548.08	\$91.35/m2
7.41/m2	14.40	\$11.82	\$87.59/m2	\$12.09	\$89.59/m2
6.25/m2	14.50	\$10.75	\$67.19 /m2	\$11.01	\$68.82/m2
2.5/lm	14.50	\$16.81	\$42.03 /lm	\$17.07	\$42.68 /lm
6.25/m2	14.50	\$10.94	\$68.38/m2	\$11.21	\$70.07 /m2
2.5/lm	14.50	\$16.81	\$42.03 /lm	\$17.07	\$42.68 /lm
N/A	10.00	\$60.69	N/A	\$60.87	N/A
4/m2	22.70	\$18.58	\$74.32 /m2	\$19.00	\$76.00/m2
2/lm	22.70	\$18.58	\$37.16 /lm	\$19.00	\$38.00 /lm
2/lm	16.20	\$21.01	\$42.02 /lm	\$21.31	\$42.62 /lm
2/lm	22.70	\$21.23	\$42.46 /lm	\$21.65	\$43.30 /lm



All Stoneworks Pavers are inherently Salt Resistant under Australian Standards (conforming to AS/NZ 4455.2 Section 2.7 and tested under AS/NZS 4456.10) and suitable for use around salt water pools if sealed with a suitable sealer such as Environex Synergy (or similar) for extra protection.

Effective From 1 March 2023  
Prices Shown are INCLUSIVE of GST  
All prices subject to change without notice



# LAYING PAVERS – QUICK GUIDE

For full guide, go to [www.stoneworkspavers.com.au/howto](http://www.stoneworkspavers.com.au/howto)

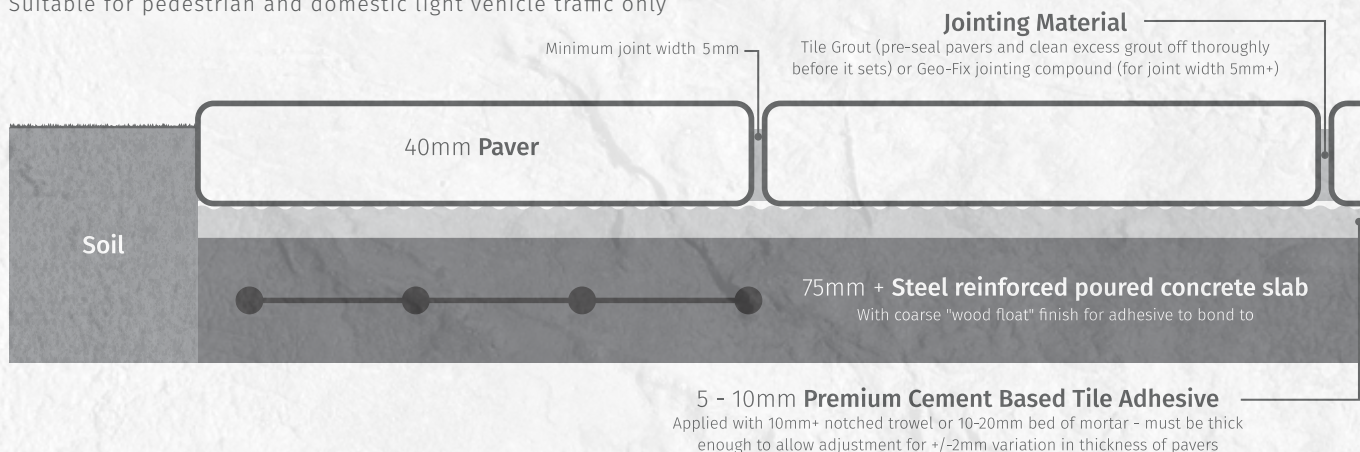
## FLEXIBLE PAVEMENT METHOD

Suitable for pedestrian traffic only



## RIGID PAVEMENT METHOD

Suitable for pedestrian and domestic light vehicle traffic only



## INSTALLING & CARING FOR PAVERS

- As with all masonry and stone products, if you have multiple pallets of Stoneworks pavers, blend them from a variety of pallets as you lay, as colours will generally vary a little from pallet to pallet.
- Leave pavers wrapped and as dry as possible until just before laying. After wrap is removed, ensure paver surfaces are evenly exposed to the air, do not leave them 'star-stacked' around the site for long periods before laying as the concrete hydration process may cause exposed corners to visibly lighten in comparison to covered sections.
- Sweep regularly with a stiff-bristled broom to keep pavers free of debris. Leaf and timber stains can easily be removed with Environex Maestro, household bleach or pool chlorine mixed 1:10 with water. Just soak and rinse - this will not damage your pavers.
- For maximum protection we suggest pavers are sealed after installation with a penetrating sealer (such as Environex Synergy or Environex Tuscan TSL).
- Do not use Crusher/Cracker Dust as a bedding layer as it contains minerals that permeate through the paver and seriously stain the surface and holds moisture which promotes efflorescence.
- Efflorescence is a white haze or powdery salt crystals that naturally form on the surface of concrete pavers when curing or from minerals in the substrate migrating to the paver surface. Try removing it with a light duty scouring pad and clean water.
- The use of acid and chemically-based cleaning agents can permanently damage the paver surface if used incorrectly so always consult a professional and test on a sample or inconspicuous area first.
- Order all pavers (and Bullnose) in one batch to reduce risk of colour variation between batches.

**Your local Stoneworks® distributor**



To learn more about our products contact National Masonry:

**Brisbane** (07) 3271 9292 **Gold Coast** (07) 5552 3300

or visit our website at [www.stoneworkspavers.com.au](http://www.stoneworkspavers.com.au)