







| Image | Product Name | Dimensions | Available Colours | Where to use | Weight per unit (kg) | Units per m ² | Units per pallet | Delivered Brisbane and Gold Coast RRP incl. GST per unit | Delivered Brisbane and Gold Coast RRP incl. GST per m ² | Delivered Sunshine Coast RRP incl. GST per unit | Delivered Sunshine Coast RRP incl. GST per m ² |
|---|-------------------------|------------|----------------------------------|---|----------------------|--------------------------|------------------|--|--|---|---|
|  | Gridpave™ | 390x390x90 | Natural | Car Parks, Driveways (Residential) | 17.04 | 6.57 | 81 | \$7.08 | \$46.52 | \$7.34 | \$48.22 |
|  | Gridpave™ | 390x390x90 | Charcoal | Car Parks, Driveways (Residential) | 17.04 | 6.57 | 81 | \$7.54 | \$49.54 | \$7.80 | \$51.25 |
|  | Interpave® | 225x112x80 | Natural, Charcoal | Roadways, Heavy Vehicle, Container Terminals, Airports, Ports, Car Parks, Driveways | 4 | 40 | 400 | \$1.32 | \$52.80 | \$1.38 | \$55.20 |
|  | Esplanade™ 400 Standard | 400x400x42 | Charcoal, Ginger, Sand, Platinum | Patios, Courtyards, Outdoor Living, Paths, Stepping Stones, Stairs | 14.2 | 6.25 | 108 | \$7.20 | \$45.00 | \$7.38 | \$46.13 |
|  | Drivepave™ | 230x115x50 | Charcoal | With spacer nibs for Driveways (Residential), Patios, Courtyards, Paths | 3.0 | 37 | 500 | \$1.10 | \$40.70 | \$1.14 | \$42.18 |
|  | Edgepave™ | 200x100x50 | Charcoal | Without spacer nibs for Garden Edging, Mower Strips, Paths | 2.1 | 5 or 10 l/m | 660 | \$0.80 | \$4 or \$8 l/m | \$0.83 | \$4.15 or \$8.30 l/m |

Note: (1) RRP includes delivery on orders of 2 or more pallets in Brisbane & Gold Coast delivery zones and 3 or more pallets in Sunshine Coast zone. If under 2 pallets in Brisbane & Gold Coast delivery zone an additional charge of \$92.40 (inc GST) applies, if under 3 pallets in Sunshine Coast delivery zone an additional charge \$138.60 (inc GST) applies. (2) All weights are approximate. (3) Subject to change without notice. Please reconfirm at time of order. (4) All deliveries made to the nature strip only. (5) For ease of maintenance, sealing of pavers and retaining walls is recommended. (6) Traffic recommendations are based on CMAA guidelines.

Cleaning & Maintenance

Cleaning & Sealing of Pavers

For maximum protection, National Masonry® recommends that all pavers should be sealed with a quality penetrating sealer following installation. Please seek advice from National Masonry® or our resellers or call Environex on 1800 999 196 for detailed advice on cleaning and sealing. National Masonry® does not accept liability for stained or damaged pavers once laid.

WARNING: Hydrochloric acid is NOT recommended for use with concrete pavers as irreparable surface damage may occur.

A guide to common stains

Efflorescence

This is a salty deposit on the surface of pavers which appears as anything from strong, powdery, white blotches through to a fine white haze that can make pavers or blocks look “faded” and is generally the result of a chemical reaction that takes place as concrete cures. Efflorescence may also soak into pavers or blocks from salt deposits in adjacent materials such as bedding sand, joint sand or soil.

Rain will generally dissolve efflorescence and gradually wash it out of the paver or block over time. Stubborn patches may require cleaning with a stiff bristled nylon brush or colourless plastic scouring pad (do not use deeply coloured or metallic brushes or scourers as they will leave marks). It is important to brush away powder residue and then rinse and brush the area thoroughly with clean water after breaking up the efflorescence otherwise it may simply soak back in and re-stain the area again. For stubborn, insoluble efflorescence stains, we recommend Environex Anti-Eff (use only as directed on the label).

Moss, Mould and Leaf Stains

Use a specially formulated chlorinated cleaner such as Environex Maestro to remove organic stains such as moss, mould, animal droppings, leaf and timber stains.

Tips and details

A carefully planned maintenance program is the best method to keep pavers looking good for years to come.

Simple steps should include:

- Regular sweeping to keep the pavers free from debris;
- During construction, cover the paved areas to protect against damage;
- Protecting against possible staining from mortar, oxides, cement and rust;
- Do not stack pavers in a ‘criss-cross’ pattern as permanent hydration stains may result on corners;
- Do not use high pressure water cleaners too close to the surface.

Prior to removing stains, we suggest that the type of stain be carefully assessed before action proceeds. Incorrect assessment can lead to the stain being more difficult to remove. If the stain cannot be accurately assessed, then we would recommend that a trial process on a small portion of the stained area be undertaken to determine the most appropriate action.

Delivery Details

Brisbane and Gold Coast













Deliveries of less than 2 pallets will incur an additional delivery fee of \$92.40 inc GST.

Sunshine Coast

Deliveries of less than 3 pallets will incur an additional delivery fee of \$138.60 inc GST.

All deliveries to nature strip.

National Masonry® recommends that the customer inspects the product immediately after delivery, and notifies National Masonry® of any defective goods before they are installed, as National Masonry® may not be obliged to meet costs associated with removing and replacing product once it is installed.

| Image | Product Name | Dimensions | Available Colours | Where to use | Weight per unit (kg) | Units per m ² | Units per pallet | Delivered Brisbane and Gold Coast RRP incl. GST per unit | Delivered Brisbane and Gold Coast RRP incl. GST per m ² | Delivered Sunshine Coast RRP incl. GST per unit | Delivered Sunshine Coast RRP incl. GST per m ² |
|--|----------------------------------|-------------|--------------------------------------|---|----------------------|--------------------------|------------------|--|--|---|---|
|  | Gardenwall® Standard | 295x203x125 | Beach, Charcoal, Light Sands | | 11.45 | 26.9 | 120 | \$4.84 | \$130.20 | \$4.99 | \$134.23 |
|  | Gardenwall® Flushface | 295x203x125 | Beach, Charcoal, Light Sands | Curved Walls, Straight Walls, Garden Beds, Garden Edging, Fire Pits 1000mm (8 courses) | 12.65 | 26.9 | 120 | \$4.93 | \$132.62 | \$5.12 | \$137.73 |
|  | Gardenwall® Soft Split | 295x210x125 | Charcoal, Coco, Paperbark, Portstone | | 14.2 | 26.9 | 100 | \$4.12 | \$110.83 | \$4.31 | \$115.94 |
|  | Modernstone™ Standard | 440x280x165 | Beach, Charcoal, Light Sands | | 26.7 | 13.77 | 40 | \$9.64 | \$132.74 | \$9.99 | \$137.56 |
|  | Modernstone™ Corner Unit | 440x220x165 | Beach, Charcoal, Light Sands | Curved Walls, Straight Walls, Planter Boxes, Benches and Seats, Stairs, Courtyards, Piers & Entrances 1050mm (6 courses + cap) | 18.2 | n/a | 48 | \$12.62 | n/a | \$12.90 | n/a |
|  | Modernstone™ Classic Cap | 440x280x60 | Beach, Charcoal, Light Sands | | 16.5 | 2.27 l/m | 100 | \$9.36 | \$21.25 (per l/m) | \$9.58 | \$21.75 (per l/m) |
|  | Linearwall™ Standard Unit | 300x200x150 | Beach, Charcoal, Fudge | | 12.8 | 22.20 | 90 | \$6.03 | \$133.87 | \$6.23 | \$138.31 |
|  | Linearwall™ Right Corner | 350x200x150 | Beach, Charcoal, Fudge | Straight Walls, Corners, Planter Boxes, Benches & Seats, Stairs 600mm (4 courses) | 22.2 | n/a | 60 | \$12.84 | n/a | \$13.19 | n/a |
|  | Linearwall™ Left Corner | 350x200x150 | Beach, Charcoal, Fudge | | 22.2 | n/a | 60 | \$12.84 | n/a | \$13.19 | n/a |
|  | Keystone 133Elite® Standard Unit | 609x285x200 | Charcoal & Parchment | Curved Walls, Straight Walls, Domestic or Commercial 1.1m (5 courses + cap) | 46.0 | 8.3 | 40 | \$15.14 | \$125.66 | \$15.86 | \$131.64 |
|  | Keystone 133Elite® Capping Unit | 609x205x100 | Charcoal & Parchment | Gravity Walls 2.1m (10 courses + cap) No Fines Concrete 1m-10m+ (5+ courses) Geogrid Walls | 26.5 | 1.64 l/m | 72 | \$13.75 | \$22.55 (per l/m) | \$14.16 | \$23.22 (per l/m) |
|  | Keystone 133Elite® Corner Unit | 450x145x200 | Charcoal & Parchment | | 25.6 | n/a | | \$20.06 | n/a | \$20.46 | n/a |

Note: (1) RRP includes delivery on orders of 2 or more pallets in Brisbane & Gold Coast delivery zones and 3 or more pallets in Sunshine Coast zone. If under 2 pallets in Brisbane & Gold Coast delivery zone an additional charge of \$92.40 (inc GST) applies, if under 3 pallets in Sunshine Coast delivery zone an additional charge \$138.60 (inc GST) applies. (2) All weights are approximate. (3) Subject to change without notice. Please reconfirm at time of order. (4) All deliveries made to the nature strip only. (5) For ease of maintenance, sealing of pavers and retaining walls is recommended. (6) Traffic recommendations are based on CMAA guidelines.

Estimating Quantity

With all paver or wall block estimation, it is standard practice to order a little extra, typically 5%, to cover wastage due to damage from cutting and handling.

Estimating Retaining Wall Blocks

Step 1: Pick the wall length closest to yours.

Step 2: Find your wall height. Break it up into sections if heights vary.

Step 3: Where your length column intersects with the height row is the approximate number of blocks you need (add 5% or so for wastage).

| Gardenwall® Pieces | Gardenwall® Wall Length (m) | | | | | | | | | | | | | | | | |
|--------------------|-----------------------------|------|------|------|------|------|------|------|------|------|------|------|------|------|------|------|-------|
| | 0.59 | 1.18 | 1.77 | 2.36 | 2.95 | 3.54 | 4.13 | 4.72 | 5.31 | 5.90 | 6.49 | 7.08 | 7.67 | 8.26 | 8.85 | 9.44 | 10.03 |
| 8 courses (1000mm) | 16 | 32 | 48 | 64 | 80 | 96 | 112 | 128 | 144 | 160 | 176 | 192 | 208 | 224 | 240 | 256 | 272 |
| 7 courses (875mm) | 14 | 28 | 42 | 56 | 70 | 84 | 98 | 112 | 126 | 140 | 154 | 168 | 182 | 196 | 210 | 224 | 238 |
| 6 courses (750mm) | 12 | 24 | 36 | 48 | 60 | 72 | 84 | 96 | 108 | 120 | 132 | 144 | 156 | 168 | 180 | 192 | 204 |
| 5 courses (625mm) | 10 | 20 | 30 | 40 | 50 | 60 | 70 | 80 | 90 | 100 | 110 | 120 | 130 | 140 | 150 | 160 | 170 |
| 4 courses (500mm) | 8 | 16 | 24 | 32 | 40 | 48 | 56 | 64 | 72 | 80 | 88 | 96 | 104 | 112 | 120 | 128 | 136 |
| 3 courses (375mm) | 6 | 12 | 18 | 24 | 30 | 36 | 42 | 48 | 54 | 60 | 66 | 72 | 78 | 84 | 90 | 96 | 102 |
| 2 courses (250mm) | 4 | 8 | 12 | 16 | 20 | 24 | 28 | 32 | 36 | 40 | 44 | 48 | 52 | 56 | 60 | 64 | 68 |
| 1 course (125mm) | 2 | 4 | 6 | 8 | 10 | 12 | 14 | 16 | 18 | 20 | 22 | 24 | 26 | 28 | 30 | 32 | 34 |

| Modernstone™ Pieces | Modernstone™ Wall Length (m) | | | | | | | | | | | | | | | | |
|-----------------------------|------------------------------|------|------|------|------|------|------|------|------|------|------|-------|-------|-------|-------|-------|-------|
| | 0.88 | 1.76 | 2.64 | 3.52 | 4.40 | 5.28 | 6.16 | 7.04 | 7.92 | 8.80 | 9.68 | 10.56 | 11.44 | 12.32 | 13.20 | 14.08 | 14.96 |
| 6 courses (1050mm with cap) | 12 | 24 | 36 | 48 | 60 | 72 | 84 | 96 | 108 | 120 | 132 | 144 | 156 | 168 | 180 | 192 | 204 |
| 5 courses (885mm with cap) | 10 | 20 | 30 | 40 | 50 | 60 | 70 | 80 | 90 | 100 | 110 | 120 | 130 | 140 | 150 | 160 | 170 |
| 4 courses (720mm with cap) | 8 | 16 | 24 | 32 | 40 | 48 | 56 | 64 | 72 | 80 | 88 | 96 | 104 | 112 | 120 | 128 | 136 |
| 3 courses (555mm with cap) | 6 | 12 | 18 | 24 | 30 | 36 | 42 | 48 | 54 | 60 | 66 | 72 | 78 | 84 | 90 | 96 | 102 |
| 2 courses (390mm with cap) | 4 | 8 | 12 | 16 | 20 | 24 | 28 | 32 | 36 | 40 | 44 | 48 | 52 | 56 | 60 | 64 | 68 |
| 1 course (225mm with cap) | 2 | 4 | 6 | 8 | 10 | 12 | 14 | 16 | 18 | 20 | 22 | 24 | 26 | 28 | 30 | 32 | 34 |
| Modernstone Classic Caps | 2 | 4 | 6 | 8 | 10 | 12 | 14 | 16 | 18 | 20 | 22 | 24 | 26 | 28 | 30 | 32 | 34 |

| Linearwall™ Pieces | Linearwall™ Wall Length (m) | | | | | | | | | | | | | | | | |
|--------------------|-----------------------------|-----|-----|-----|-----|-----|-----|-----|-----|-----|-----|-----|-----|-----|-----|-----|------|
| | 0.6 | 1.2 | 1.8 | 2.4 | 3.0 | 3.6 | 4.2 | 4.8 | 5.4 | 6.0 | 6.6 | 7.2 | 7.8 | 8.4 | 9.0 | 9.6 | 10.2 |
| 4 courses (600mm) | 8 | 16 | 24 | 32 | 40 | 48 | 56 | 64 | 72 | 80 | 88 | 96 | 104 | 112 | 120 | 128 | 136 |
| 3 courses (450mm) | 6 | 12 | 18 | 24 | 30 | 36 | 42 | 48 | 54 | 60 | 66 | 72 | 78 | 84 | 90 | 96 | 102 |
| 2 courses (300mm) | 4 | 8 | 12 | 16 | 20 | 24 | 28 | 32 | 36 | 40 | 44 | 48 | 52 | 56 | 60 | 64 | 68 |
| 1 course (150mm) | 2 | 4 | 6 | 8 | 10 | 12 | 14 | 16 | 18 | 20 | 22 | 24 | 26 | 28 | 30 | 32 | 34 |

To find your closest National Masonry® stockist, to receive brochures or to learn more about our products, call us or visit our website at www.nationalmasonry.com.au

South Queensland

62 Industrial Avenue,
Wacol
Brisbane QLD 4076
Phone: (07) 3271 9292
Fax: (07) 3271 1815

brisbane.sales@nationalmasonry.com.au

Gold Coast

663 Pine Ridge Road,
Biggera Waters
Gold Coast QLD 4216
Phone: (07) 5552 3300
Fax: (07) 5552 3399

labrador.sales@nationalmasonry.com.au

North Queensland

6 David Muir Street,
Slade Point
Mackay QLD 4740
Phone: (07) 4955 1155
Fax: (07) 4955 4130

mackay@nationalmasonry.com.au

New South Wales

65 Burleigh Street,
Toronto
Lake Macquarie NSW 2283
Phone: (02) 4088 1888
Fax: (02) 4088 1899

toronto.sales@nationalmasonry.com.au

Victoria

Riding Boundary Road,
Deer Park
Melbourne VIC 3023
Phone: (03) 9361 6400
Fax: (03) 9363 6008

melbourne.sales@nationalmasonry.com.au